

**Adult Pre-Arrest Diversion (APAD)  
Annual Statistical Report (ALL AGENCIES)  
January 1, 2023 - December 31, 2023**



**Pinellas County Sheriff's Office  
Sheriff Bob Gualtieri**

## TABLE OF CONTENTS

1. DEFINITIONS
2. OVERVIEW OF AGENCY ACTIVITY
3. PARTICIPANT HOME ADDRESS / ZIP CODE
4. RACE SCREENED CANDIDATES
5. GENDER SCREENED CANDIDATES
6. ELIGIBLE OFFENSES
7. LAW ENFORCEMENT ACTIVITY BY OFFENSE
8. REFERRAL BY OFFENSE
9. ARREST BY OFFENSE
10. NOTICE TO APPEAR BY OFFENSE
11. REASONS FOR INELIGIBILITY
12. COMMUNITY SERVICE HOURS
13. RESTITUTION
14. SUCCESSFUL PROGRAM COMPLETIONS
15. UNSUCCESSFUL PROGRAM COMPLETIONS

## DEFINITIONS

The following terms are utilized for the purposes of this report:

### **Accepted**

Any person who meets all established criteria and is diverted for eligible offense(s).

### **Arrest**

Any person charged with an eligible offense, transported to the Pinellas County Jail and screened by APAD staff during the pre-booking process.

### **Community Service**

Program sanction that requires accepted participants to complete work at a verified 501(c)(3) not-for-profit organization.

### **Ineligible**

Any person referred by law enforcement or screened by APAD staff whose criminal history does not allow for participation and/or meet the established program criteria.

### **Law Enforcement**

Any Notice of Referral by certified law enforcement within Pinellas County.

### **Notice to Appear (NTA)**

A written order issued by law enforcement in lieu of physical arrest requiring a person accused of violating the law to appear in a designated court. NTA's are intercepted and screened by APAD staff prior to case assignment.

### **Notice of Referral**

In lieu of being arrested and transported to jail, an individual with an eligible offense(s) is provided a Notice of Referral by law enforcement with reporting instructions.

### **Permanently Ineligible**

Any person who fails to complete any program requirement or otherwise does not meet program eligibility criteria.

### **Restitution**

The financial act of re-payment for loss or damages.

### **Screened**

A process by which a person with only an eligible offense(s) is considered for participation. This process includes a review of subject's prior criminal history, ties to the community as well as the person's willingness to participate.

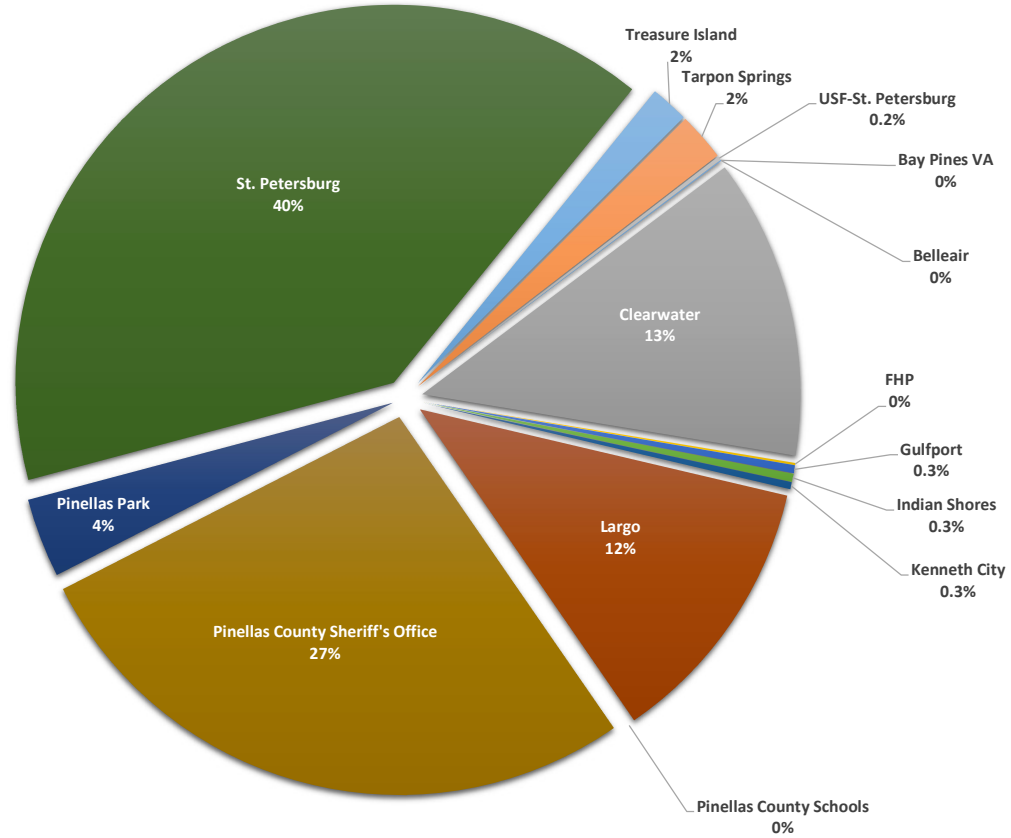
### **Successful Program Completion**

Any accepted participant who completes all program requirements.

### **Unsuccessful Program Completion**

Any accepted participant who is non-compliant with any program requirement and deemed permanently ineligible.

# OVERVIEW OF ACTIVITY (ALL AGENCIES) JANUARY 1, 2023 - DECEMBER 31, 2023



This chart represents each agencies involvement to include Arrests, Notice of Referrals and Notice to Appears of the 2330 screened candidates.

## PARTICIPANT HOME ADDRESS / ZIP CODE (ALL AGENCIES)

PARTICIPANT HOME ADDRESS			
LOCATION	CITY	UNINCORPORATED	TOTAL
ST. PETERSBURG	131	21	152
CLEARWATER	98	20	118
LARGO	70	21	91
PINELLAS PARK	23	3	26
SEMINOLE	10	9	19
DUNEDIN	15	3	18
OLDSMAR	13	3	16
TARPON SPRINGS	9	5	14
PALM HARBOR	N/A	13	13
GULFPORT	7	0	7
SAFETY HARBOR	4	0	4
TREASURE ISLAND	3	0	3
INDIAN ROCKS BEACH	2	0	2
KENNETH CITY	2	0	2
MADEIRA BEACH	2	0	2
ST. PETE BEACH	2	0	2
BELLEAIR	1	0	1
BELLEAIR BLUFFS	1	0	1
INDIAN SHORES	1	0	1
OZONA	N/A	1	1
REDDINGTON SHORES	1	0	1
SOUTH PASADENA	1	0	1
TIERRA VERDE	N/A	1	1
<b>SUBTOTAL</b>	<b>396</b>	<b>100</b>	<b>496</b>
<b>OTHER*</b>			<b>122</b>
<b>TOTAL</b>			<b>618</b>

Above totals indicate the location where accepted APAD participants reside and whether or not it is within respective city limits.

\*Other includes: no address, listed as transient, or lives outside Pinellas County where the address could not be validated by the geo-coding software. This data is for January 1, 2023 - December 31, 2023.

ZIP CODES								
LOCATION	ZIP CODE	COUNT	LOCATION	ZIP CODE	COUNT	LOCATION	ZIP CODE	COUNT
CLEARWATER	33756	38	ST. PETERSBURG	33716	10	PALM HARBOR	34684	4
LARGO	33770	37	CLEARWATER	33760	10	PALM HARBOR	34685	4
LARGO	33771	27	ST. PETERSBURG	33707	9	INDIAN ROCKS BEACH	33785	3
ST. PETERSBURG	33712	25	ST. PETERSBURG	33710	9	TARPON SPRINGS	34688	3
CLEARWATER	33755	24	PALM HARBOR	34683	9	SAFETY HARBOR	34695	3
ST. PETERSBURG	33705	20	SEMINOLE	33772	8	ST. PETERSBURG	33703	2
ST. PETERSBURG	33711	19	LARGO	33778	8	ST. PETERSBURG	33704	2
ST. PETERSBURG	33713	19	ST. PETERSBURG	33701	7	CLEARWATER BEACH	33767	2
PINELLAS PARK	33781	18	ST. PETERSBURG	33702	7	CLEARWATER	33762	1
LARGO	33774	17	ST. PETERSBURG	33708	7	OZONA	34660	1
CLEARWATER	33765	15	CLEARWATER	33763	7	<b>INVALID ZIPCODE</b>	<b>N/A</b>	<b>2</b>
DUNEDIN	34698	15	PINELLAS PARK	33782	7	<b>OTHER*</b>		<b>122</b>
OLDSMAR	34677	13	ST. PETERSBURG	33706	6	<b>TOTAL</b>		<b>618</b>
TARPON SPRINGS	34689	12	CLEARWATER	33761	6			
CLEARWATER	33759	11	LARGO	33773	5			
CLEARWATER	33764	11	SEMINOLE	33776	5			
ST. PETERSBURG	33709	10	ST. PETERSBURG	33715	4			
ST. PETERSBURG	33714	10	SEMINOLE	33777	4			

Above list ranks accepted APAD Participants by zip code volume.

## RACE SCREENED CANDIDATES (ALL AGENCIES)

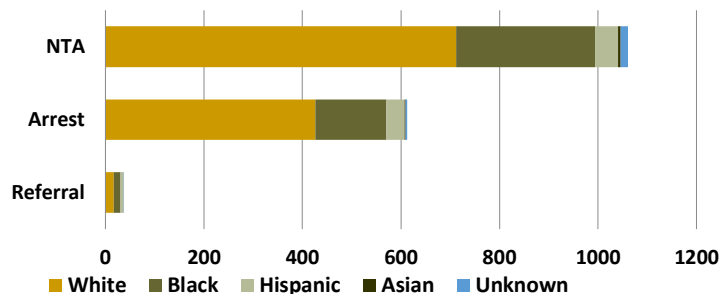
### Ineligible

	Referral	Arrest	NTA	Total	
White	17	426	712	1155	67%
Black	13	144	282	439	26%
Hispanic	7	37	47	91	5%
Asian	0	2	5	7	0.4%
Unknown	1	4	15	20	1%
<b>Total</b>	<b>38</b>	<b>613</b>	<b>1061</b>	<b>1712</b>	
	<b>2%</b>	<b>36%</b>	<b>62%</b>	<b>100%</b>	

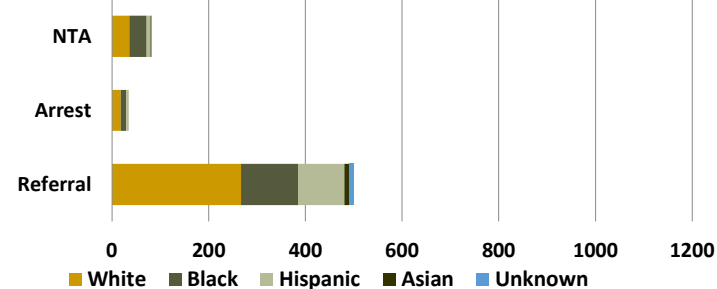
Total - 2330

### Accepted

	Referral	Arrest	NTA	Total	
White	267	18	36	321	52%
Black	118	11	36	165	27%
Hispanic	96	6	8	110	18%
Asian	10	0	2	12	2%
Unknown	10	0	0	10	2%
<b>Total</b>	<b>501</b>	<b>35</b>	<b>82</b>	<b>618</b>	
	<b>81%</b>	<b>6%</b>	<b>13%</b>	<b>100%</b>	



**73% of all screened were ineligible.**



**27% of all screened were accepted.**

# GENDER SCREENED CANDIDATES (ALL AGENCIES)

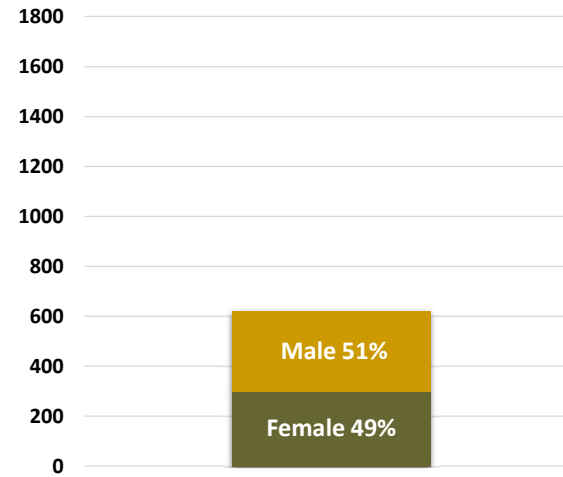
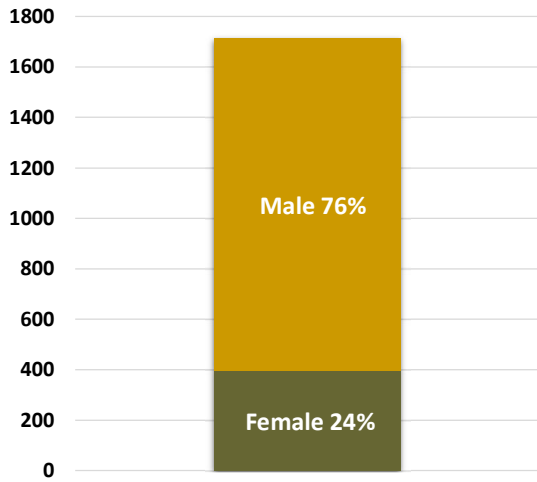
## Ineligible

Female	Male	Total
407	1305	1712

Total - 2330

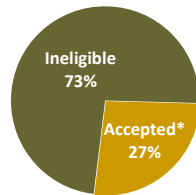
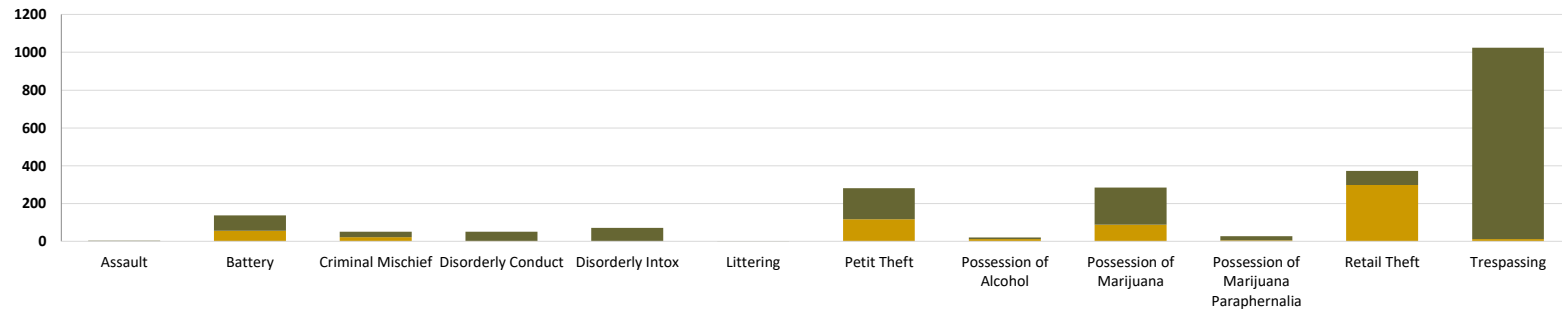
## Accepted

Female	Male	Total
302	316	618



### ELIGIBLE OFFENSES (ALL AGENCIES)

Offense	Ineligible		Accepted*		Total	
Assault	3	0.2%	1	0.2%	4	0.2%
Battery	81	5%	57	9%	138	6%
Criminal Mischief	30	2%	22	4%	52	2%
Disorderly Conduct	49	3%	2	0%	51	2%
Disorderly Intox	71	4%	1	0%	72	3%
Littering	2	0%	0	0%	2	0.1%
Petit Theft	163	10%	118	19%	281	12%
Possession of Alcohol	8	0%	12	2%	20	1%
Possession of Marijuana	197	12%	88	14%	285	12%
Possession of Marijuana Paraphernalia	22	1%	6	1%	28	1%
Retail Theft	73	4%	299	48%	372	16%
Trespassing	1013	59%	12	2%	1025	44%
<b>Total</b>	<b>1712</b>	<b>100%</b>	<b>618</b>	<b>100%</b>	<b>2330</b>	<b>100%</b>

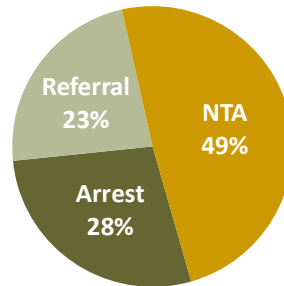
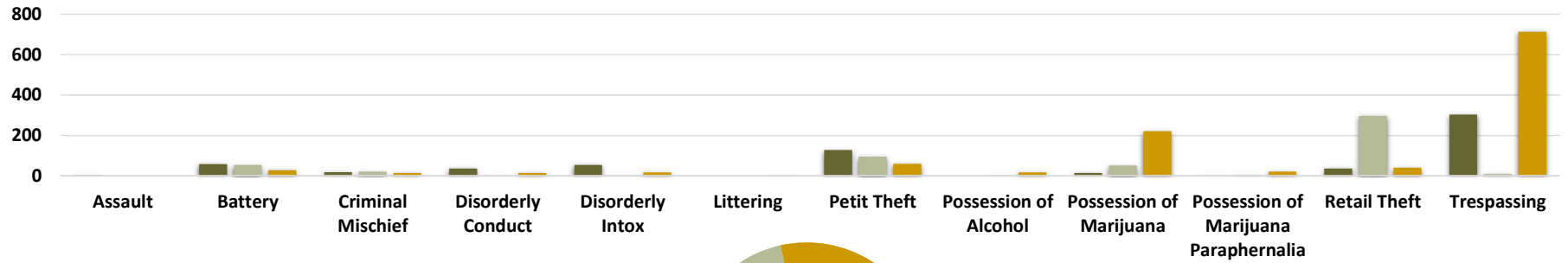


\*11 Total Participants on SECOND diversion: 8 Retail Theft, 2 Petit Theft, 1 Battery



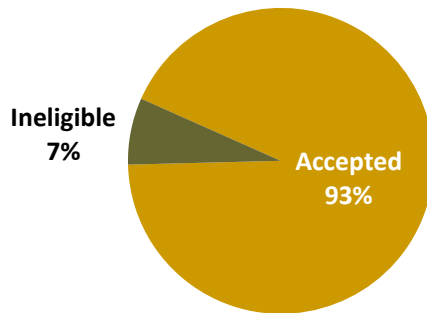
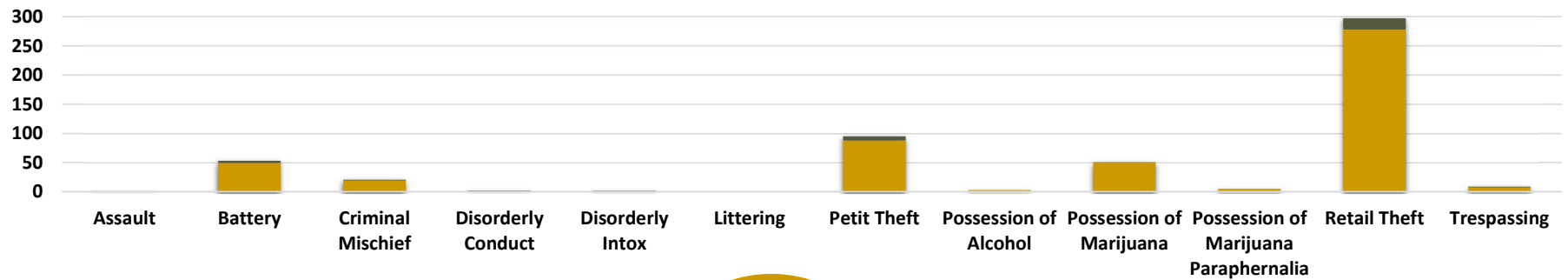
## LAW ENFORCEMENT ACTIVITY BY OFFENSE (ALL AGENCIES)

	Assault	Battery	Criminal Mischief	Disorderly Conduct	Disorderly Intox	Littering	Petit Theft	Possession of Alcohol	Possession of Marijuana	Possession of Marijuana Paraphernalia	Retail Theft	Trespassing	Total	
Arrest	3	58	17	35	54	0	127	1	13	2	35	303	648	28%
Referral	1	53	21	2	2	0	95	3	51	5	297	9	539	23%
NTA	0	27	14	14	16	2	59	16	221	21	40	713	1143	49%
<b>Total</b>	<b>4</b>	<b>138</b>	<b>52</b>	<b>51</b>	<b>72</b>	<b>2</b>	<b>281</b>	<b>20</b>	<b>285</b>	<b>28</b>	<b>372</b>	<b>1025</b>	<b>2330</b>	<b>100%</b>
	0.2%	6%	2%	2%	3%	0.1%	12%	1%	12%	1%	16%	44%		



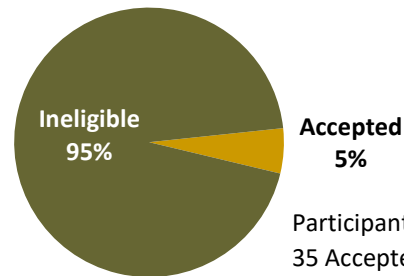
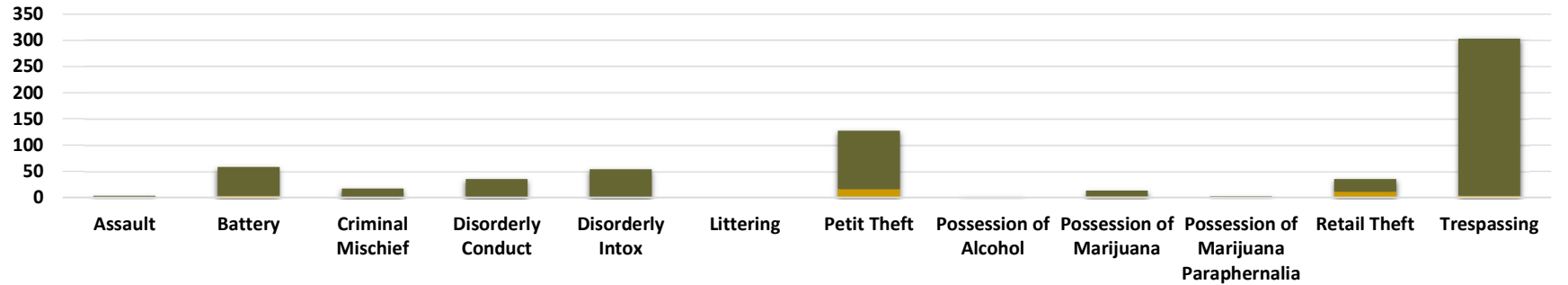
## REFERRAL BY OFFENSE - LAW ENFORCEMENT (ALL AGENCIES)

	Assault	Battery	Criminal Mischief	Disorderly Conduct	Disorderly Intox	Littering	Petit Theft	Possession of Alcohol	Possession of Marijuana	Possession of Marijuana Paraphernalia	Retail Theft	Trespassing	Total	
Accepted	1	49	19	0	1	0	88	3	50	5	278	7	501	93%
Ineligible	0	4	2	2	1	0	7	0	1	0	19	2	38	7%
<b>Total</b>	<b>1</b>	<b>53</b>	<b>21</b>	<b>2</b>	<b>2</b>	<b>0</b>	<b>95</b>	<b>3</b>	<b>51</b>	<b>5</b>	<b>297</b>	<b>9</b>	<b>539</b>	<b>100%</b>
	0.2%	10%	4%	0%	0%	0%	18%	1%	9%	1%	55%	2%		



## ARREST BY OFFENSE - APAD REVIEW PRE-BOOKING (ALL AGENCIES)

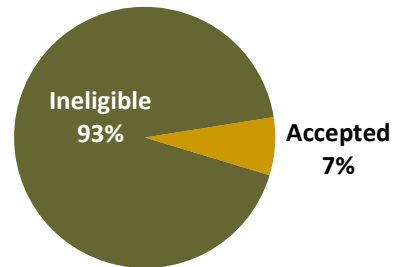
	Assault	Battery	Criminal Mischief	Disorderly Conduct	Disorderly Intox	Littering	Petit Theft	Possession of Alcohol	Possession of Marijuana	Possession of Marijuana Paraphernalia	Retail Theft	Trespassing	Total	
Accepted	0	3	0	0	0	0	16	0	2	0	11	3	35	5%
Ineligible	3	55	17	35	54	0	111	1	11	2	24	300	613	95%
<b>Total</b>	<b>3</b> 0.5%	<b>58</b> 9%	<b>17</b> 3%	<b>35</b> 5%	<b>54</b> 8%	<b>0</b> 0%	<b>127</b> 20%	<b>1</b> 0%	<b>13</b> 2%	<b>2</b> 0%	<b>35</b> 5%	<b>303</b> 47%	<b>648</b>	<b>100%</b>



Participants placed at the Jail:  
35 Accepted responsibility for their actions.

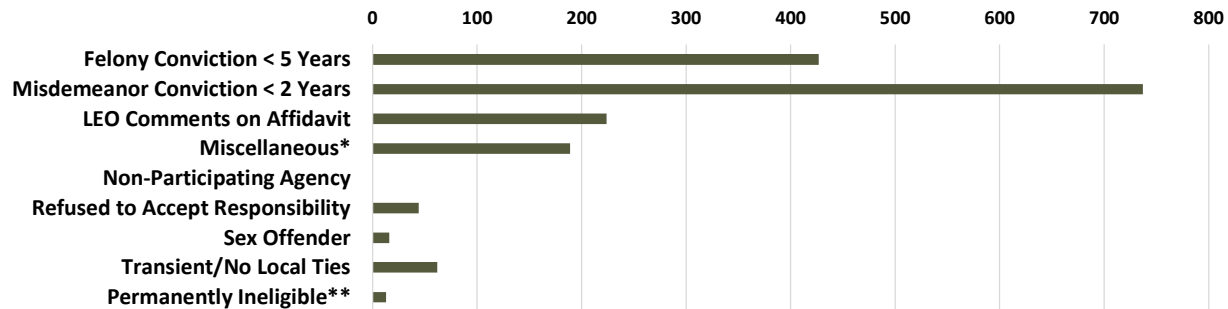
## NOTICE TO APPEAR BY OFFENSE - APAD REVIEW PRE-CASE ASSIGNMENT (ALL AGENCIES)

	Assault	Battery	Criminal Mischief	Disorderly Conduct	Disorderly Intox	Littering	Petit Theft	Possession of Alcohol	Possession of Marijuana	Possession of Marijuana Paraphernalia	Retail Theft	Trespassing	Total	
Accepted	0	5	3	2	0	0	14	9	36	1	10	2	82	7%
Ineligible	0	22	11	12	16	2	45	7	185	20	30	711	1061	93%
<b>Total</b>	<b>0</b>	<b>27</b>	<b>14</b>	<b>14</b>	<b>16</b>	<b>2</b>	<b>59</b>	<b>16</b>	<b>221</b>	<b>21</b>	<b>40</b>	<b>713</b>	<b>1143</b>	<b>100%</b>
	0%	2%	1%	1%	1.4%	0%	5%	1%	19%	2%	3%	62%		



## REASON FOR INELIGIBILITY DURING SCREENING (ALL AGENCIES)

REASON FOR INELIGIBILITY	TOTAL	
Felony Conviction < 5 Years	427	25%
Misdemeanor Conviction < 2 Years	737	43%
LEO Comments on Affidavit	224	13%
Miscellaneous*	189	11%
Non-Participating Agency	0	0%
Refused to Accept Responsibility	44	3%
Sex Offender	16	1%
Transient/No Local Ties	62	4%
Permanently Ineligible**	13	1%
<b>Total</b>	<b>1712</b>	<b>100%</b>

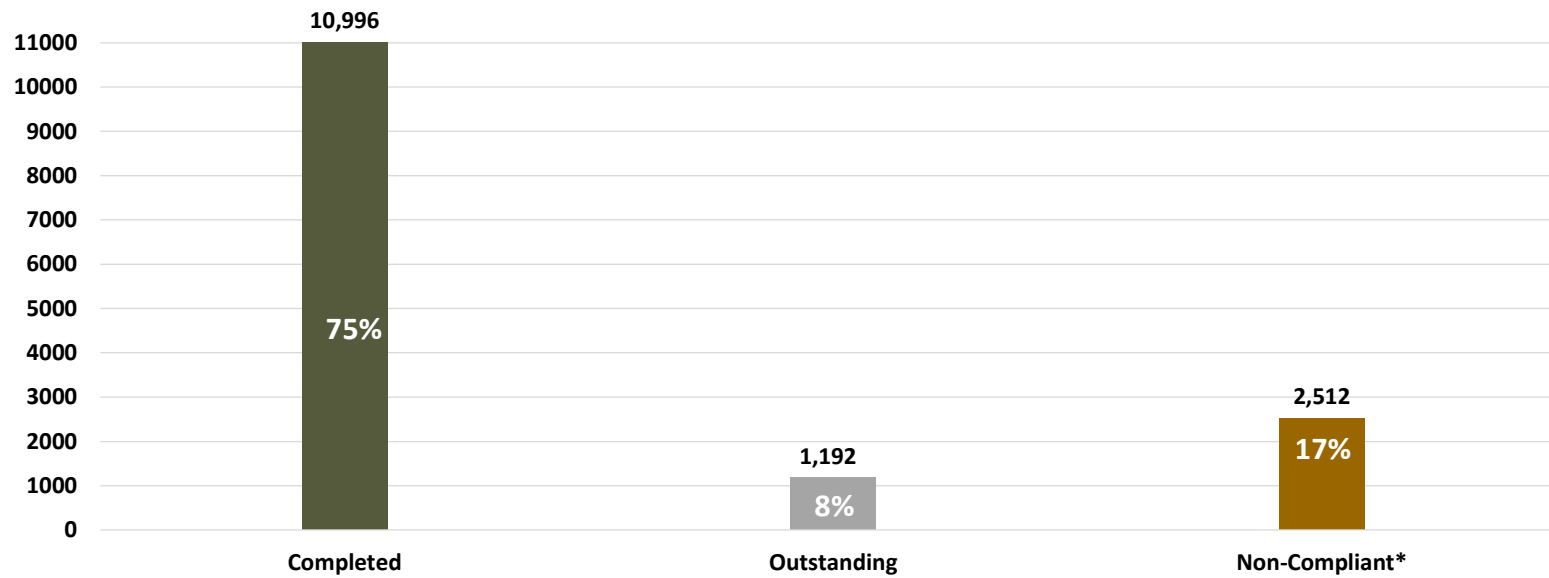


\*Includes: addition of ineligible offense, warrants, extensive criminal history, unable to establish contact.

\*\*Includes: any participant who fails to complete any program requirement or any person who is precluded from the program based on eligibility criteria.

## COMMUNITY SERVICE HOURS (ALL AGENCIES)

Completed	10,996
Outstanding	1,192
Non-Compliant*	2,512
<b>Total</b>	<b>14,700</b>



\*103 Participants failed to complete their 24, 32, or 48 hours of community service (1st, 2nd, or 3rd diversion).

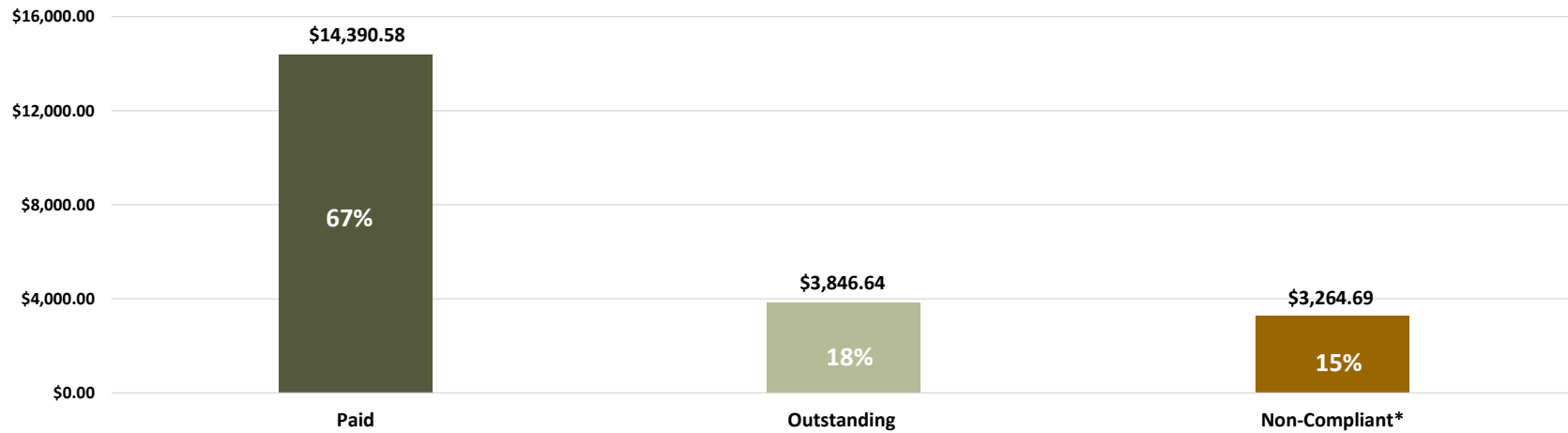
## RESTITUTION (ALL AGENCIES)

Offense	Qty	Paid	Total
Criminal Mischief	16	\$4,380.00	30%
Petit Theft	89	\$2,315.01	16%
Retail Theft	213	\$7,695.57	54%
<b>Total</b>	<b>318</b>	<b>\$14,390.58</b>	<b>100%</b>

Offense	Qty	Outstanding	Total
Criminal Mischief	2	\$1,000.00	26%
Petit Theft	8	\$660.58	17%
Retail Theft	25	\$2,186.06	57%
<b>Total</b>	<b>35</b>	<b>\$3,846.64</b>	<b>100%</b>

Offense	Qty	Non-Compliant	Total
Criminal Mischief	4	\$1,265.94	39%
Petit Theft	21	\$176.27	5%
Retail Theft	61	\$1,822.48	56%
<b>Total</b>	<b>86</b>	<b>\$3,264.69</b>	<b>100%</b>

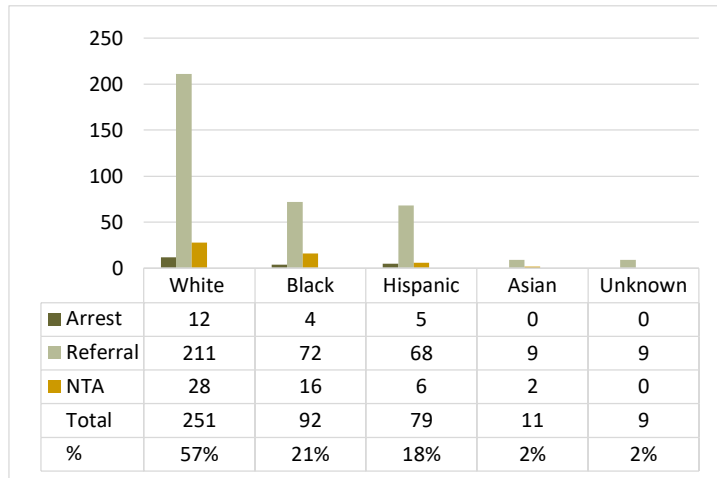
**TOTAL - \$21,501.91**



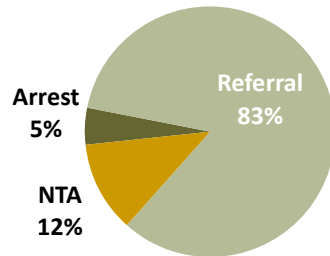
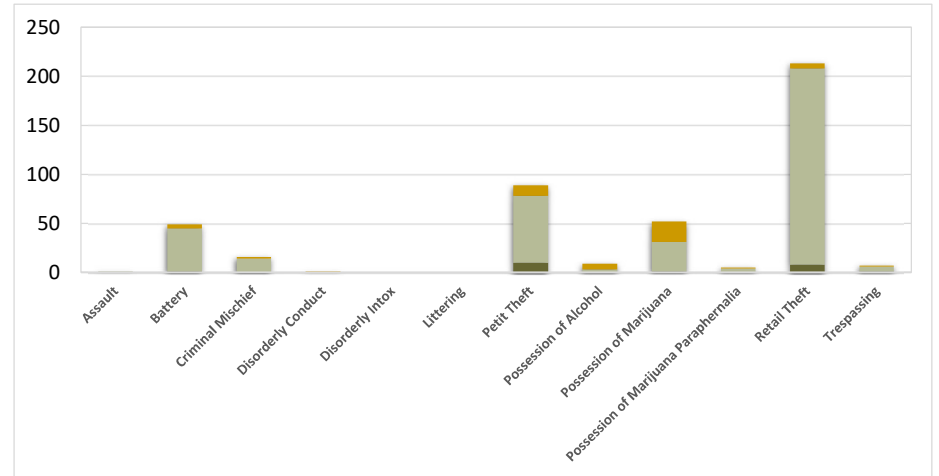
\* 86 participants failed to complete restitution and are now permanently ineligible.  
 \$994 was the largest single amount not paid by a non-compliant participant, for a charge of Criminal Mischief.

## SUCCESSFUL PROGRAM COMPLETIONS (ALL AGENCIES)

	Assault	Battery	Criminal Mischief	Disorderly Conduct	Disorderly Intox	Littering	Petit Theft	Possession of Alcohol	Possession of Marijuana	Possession of Marijuana Paraphernalia	Retail Theft	Trespassing	Total	
Arrest	0	1	0	0	0	0	10	0	1	0	8	1	21	5%
Referral	1	44	14	0	0	0	68	3	30	4	200	5	369	83%
NTA	0	4	2	1	0	0	11	6	21	1	5	1	52	12%
<b>Total</b>	<b>1</b>	<b>49</b>	<b>16</b>	<b>1</b>	<b>0</b>	<b>0</b>	<b>89</b>	<b>9</b>	<b>52</b>	<b>5</b>	<b>213</b>	<b>7</b>	<b>442</b>	<b>100%</b>
	0.2%	11%	4%	0.2%	0%	0%	20%	2%	12%	1%	48%	2%		



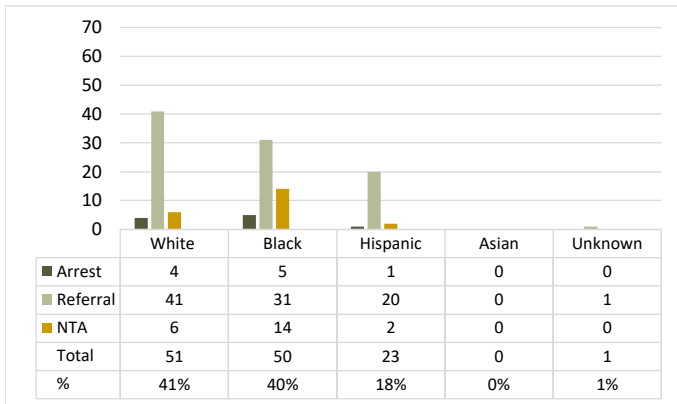
**Total - 442**



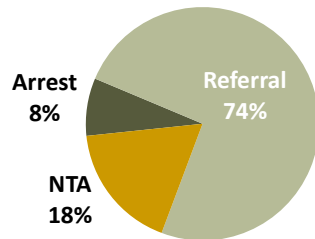
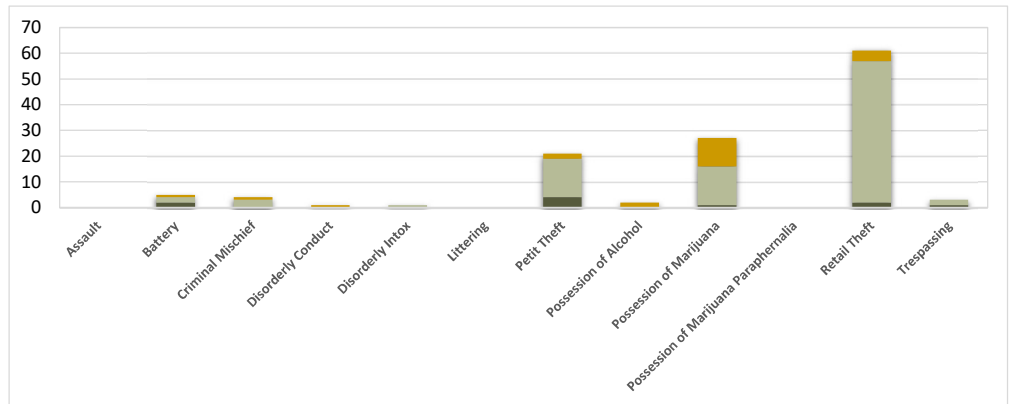


## UNSUCCESSFUL PROGRAM COMPLETIONS DUE TO NON-COMPLIANCE (ALL AGENCIES)

	Assault	Battery	Criminal Mischief	Disorderly Conduct	Disorderly Intox	Littering	Petit Theft	Possession of Alcohol	Possession of Marijuana	Possession of Marijuana Paraphernalia	Retail Theft	Trespassing	Total	
Arrest	0	2	0	0	0	0	4	0	1	0	2	1	10	8%
Referral	0	2	3	0	1	0	15	0	15	0	55	2	93	74%
NTA	0	1	1	1	0	0	2	2	11	0	4	0	22	18%
<b>Total</b>	<b>0</b>	<b>5</b>	<b>4</b>	<b>1</b>	<b>1</b>	<b>0</b>	<b>21</b>	<b>2</b>	<b>27</b>	<b>0</b>	<b>61</b>	<b>3</b>	<b>125</b>	<b>100%</b>
	0%	4%	3%	1%	1%	0%	17%	2%	22%	0%	49%	2%		



**Total - 125**



## ADULT PRE-ARREST DIVERSION PROGRAM 3 YEAR SNAPSHOT & GRAND TOTAL

	-2021-		-2022-		-2023-		-3 YR TOTAL-		2016 - 2024 TOTAL			
<b>TOTAL SCREENED</b>	<b>1727</b>		<b>2176</b>		<b>2330</b>		<b>6233</b>		<b>17040</b>			
<b>TOTAL ACCEPTED</b>	<b>443 (26%)</b>		<b>616 (28%)</b>		<b>618 (27%)</b>		<b>1677 (27%)</b>		<b>6231 (37%)</b>			
<b>TOTAL REJECTED</b>	<b>1284 (74%)</b>		<b>1560 (72%)</b>		<b>1712 (73%)</b>		<b>4556 (73%)</b>		<b>10809 (63%)</b>			
Accepted - Successful Completion	309		471		442		1222		4382			
Accepted - Unsuccessful Completion	134		145		125		404		1839			
Agency Activity "Top 5" (pg.2)												
PCSO	30%		29%		27%		29%		30%			
ST. PETERSBURG	34%		31%		40%		35%		34%			
CLEARWATER	15%		15%		13%		14%		16%			
PINELLAS PARK	7%		6%		4%		6%		6%			
LARGO	9%		14%		12%		12%		8%			
Participant Home Address "Top 5" (pg.3)												
	City	Unincorporated	City	Unincorporated	City	Unincorporated	City	Unincorporated	City	Unincorporated		
ST. PETERSBURG	83	26	114	34	131	21	328	81	1513	306		
CLEARWATER	76	22	107	17	98	20	281	59	835	254		
LARGO	40	11	77	19	70	21	187	51	463	175		
PINELLAS PARK	21	2	31	2	23	3	75	7	299	31		
SEMINOLE	3	4	10	23	10	9	23	36	99	131		
Race Screened Candidates (pg.4/pg.14)												
	Ineligible	Accepted	Successful	Ineligible	Accepted	Successful	Ineligible	Accepted	Successful	Ineligible	Accepted	Successful
BLACK	270	94	52	377	140	95	439	165	92	1086	399	239
WHITE	924	268	187	1068	370	290	1155	321	251	3147	959	728
Gender Screened Candidates (pg.5)												
	Ineligible	Accepted	Ineligible	Accepted	Ineligible	Accepted	Ineligible	Accepted	Ineligible	Accepted		
FEMALE	289	222	390	309	407	302	1086	833	2575	3186		
MALE	995	221	1170	307	1305	316	3470	844	8234	3488		
Eligible Offenses "Top 5" (pg.6)												
	Ineligible	Accepted	Ineligible	Accepted	Ineligible	Accepted	Ineligible	Accepted	Ineligible	Accepted		
POSSESSION OF MARIJUANA	111	47	162	75	197	88	470	210	1588	1752		
RETAIL THEFT	110	231	87	301	73	299	270	831	1012	2613		
TRESPASSING	721	11	896	20	1013	12	2630	43	4836	139		
PETIT THEFT	134	58	170	97	163	118	467	273	908	668		
DISORDERLY INTOX.	46	1	61	3	71	1	178	5	802	54		
LEO Activity (pg.7,8,9,10)												
	Ineligible	Accepted	Ineligible	Accepted	Ineligible	Accepted	Ineligible	Accepted	Ineligible	Accepted		
REFERRAL	64	414	58	509	38	501	160	1424	740	5452		
ARREST	356	10	652	41	613	35	1621	86	4879	244		
NTA	864	19	850	66	1061	82	2775	167	5190	535		
Reason for Ineligibility "Top 3" (pg.11)												
MISD. CONVICTION WITHIN 2 YEARS	279		467		737		1483		3379			
FELONY CONVICTION WITHIN 5 YEARS	322		436		427		1185		2620			
TRANSIENT	432		281		62		775		1716			
Community Service Hrs Total (pg.12)	10,764 Hours		14,880 Hours		14,700 Hours		40,344 Hours		148,301 Hours			
Restitution Ordered (pg.13)	\$13,728.64		\$19,648.76		\$21,501.91		\$54,879.31		\$140,668.77			